


A comprehensive
& objective rating
of the Elected
Representatives'
performance

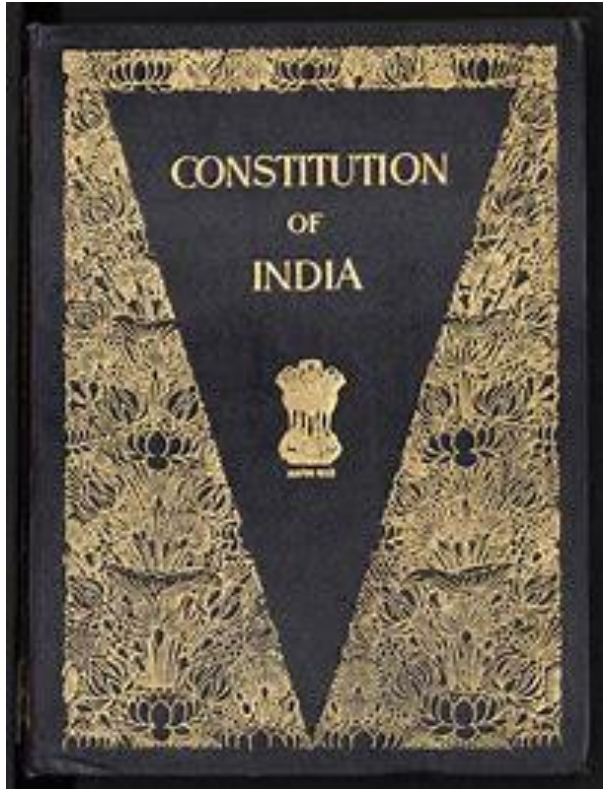


MUMBAI

REPORT CARD

MLA RATINGS 2022

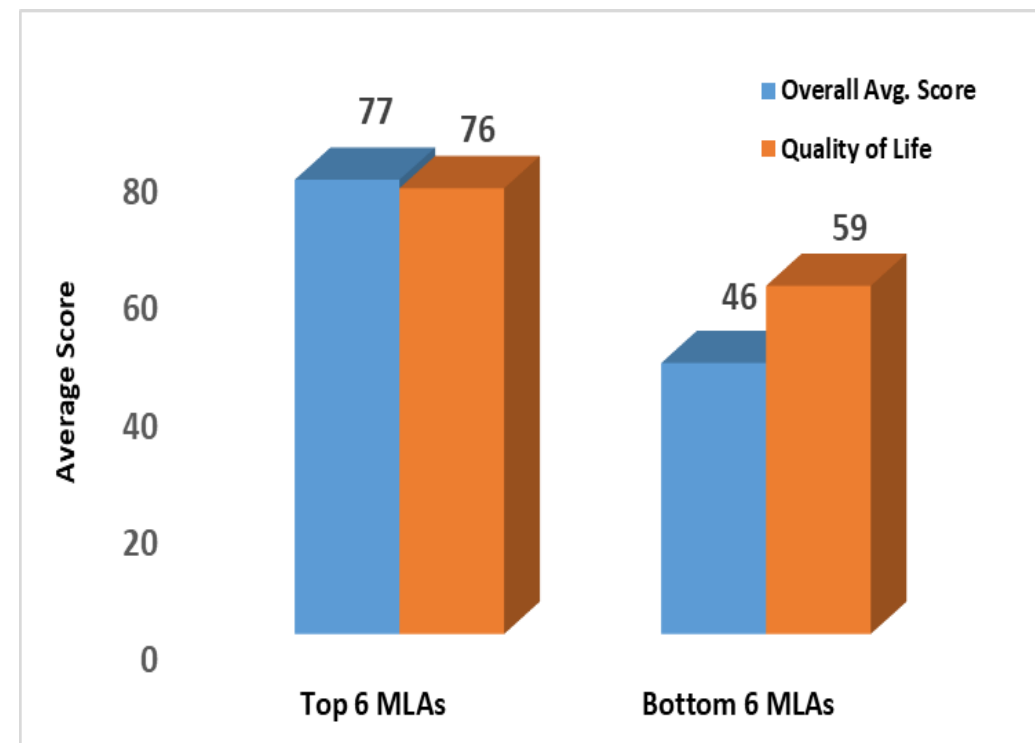
PERIOD COVERED: WINTER SESSION 2019 TO MONSOON SESSION 2021



- Elected Representatives derive their powers for functioning through the Constitution.
- They are mandated to Attend Sessions, Raise people's Issues, Debate, Participate in Discussions and Pass legislations.
- The Constitution defines their powers and rules of functioning, hence only the Constitution can provide the parameters for their monitoring.

Rationale for Change:

- Praja released its first Elected Representative report card in 2011 for Mumbai and since then have published 27 report cards in Mumbai and Delhi.
- The initial matrix i.e. till 2019, had two major components - quantitative, based on deliberative duties of the MLAs laid out in the constitution and through legislation and qualitative, based on citizen's perception of ERs performance.
- Over the years, Praja has seen that there is a direct correlation between the deliberative component and citizens' perception as performance of the ERs directly affect the quality of life of constituents which in turn improves citizens' perception.



During COVID-19, it was seen that the duration of sessions declined, thus Praja did not publish annual report cards and instead decided to publish a 'Consolidated Two Years Report Card' this year for the period from Winter Session 2019 to Monsoon Session 2021.

Parameter	Marks
Present ¹ (Attendance, No. & Quality of Questions, Usage of Area Development Fund)	87
Past ² (Education qualification, PAN Card, Criminal cases)	13
Negative for new FIR cases after 2019 election ³	Minus 5
Negative for pending Charge Sheet ³	Minus 5
Total	100

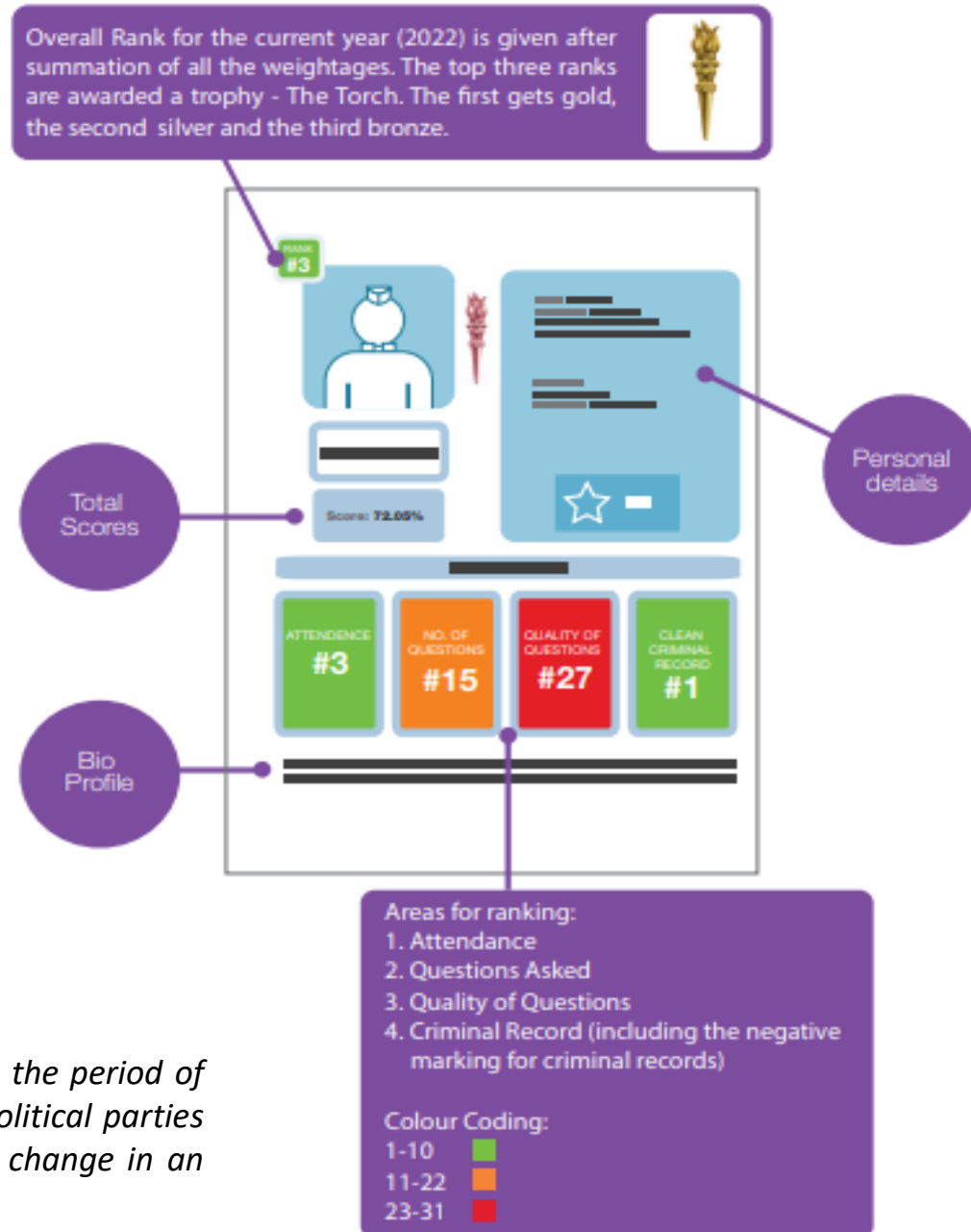
RTI Data Source:

¹ Vidhan Bhavan and City & Suburban Collector Offices;

² Election Commission of India's Website;

³ Mumbai Police.

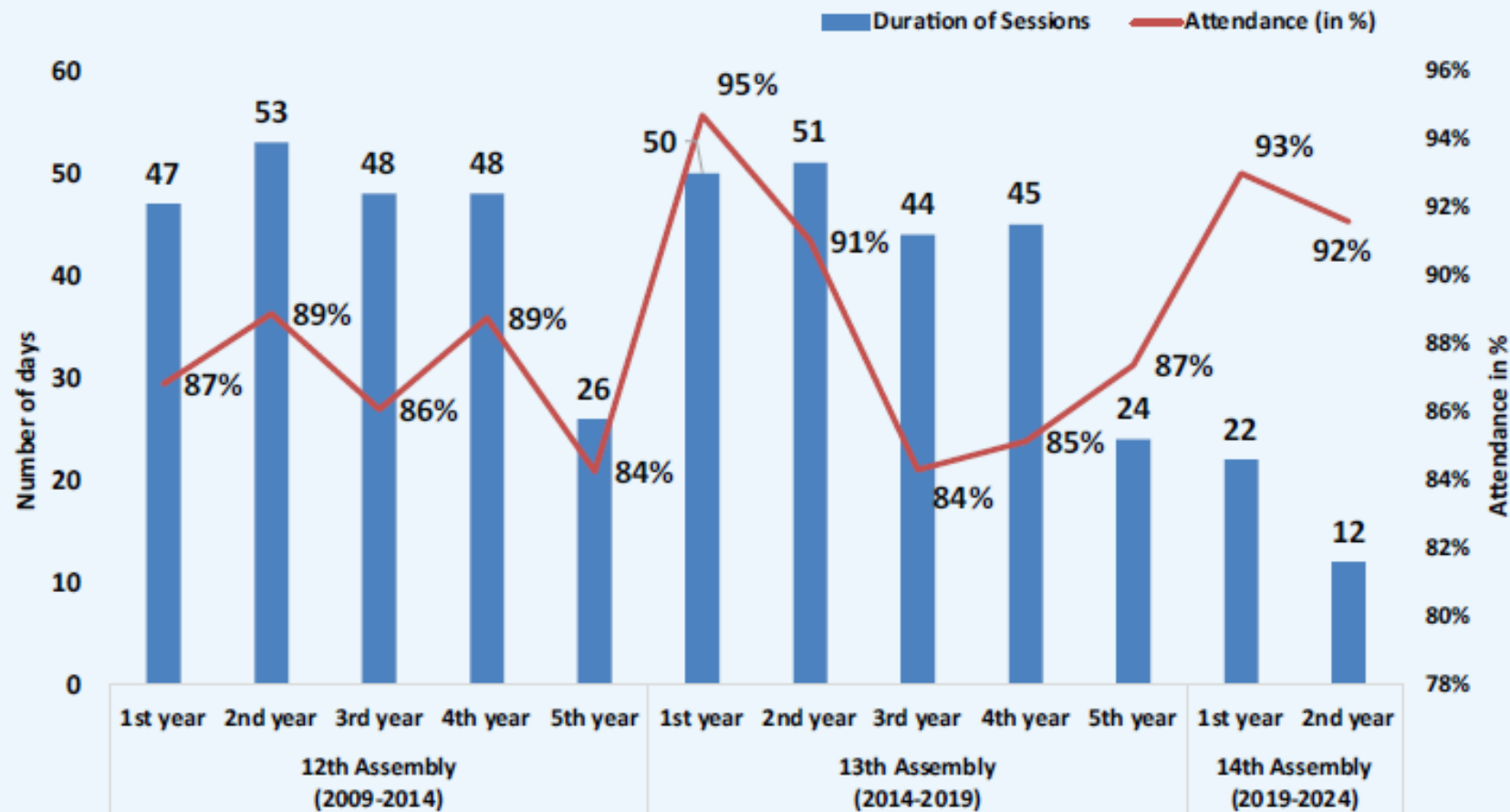
HOW TO READ THE RANKING PAGE:



Note: In this report card, the MLAs have been ranked from the period of Winter Session 2019 to Monsoon Session 2021. Thus, the political parties of the respective MLAs correspond with this period. If any change in an MLA's party after this period is not reflected here.

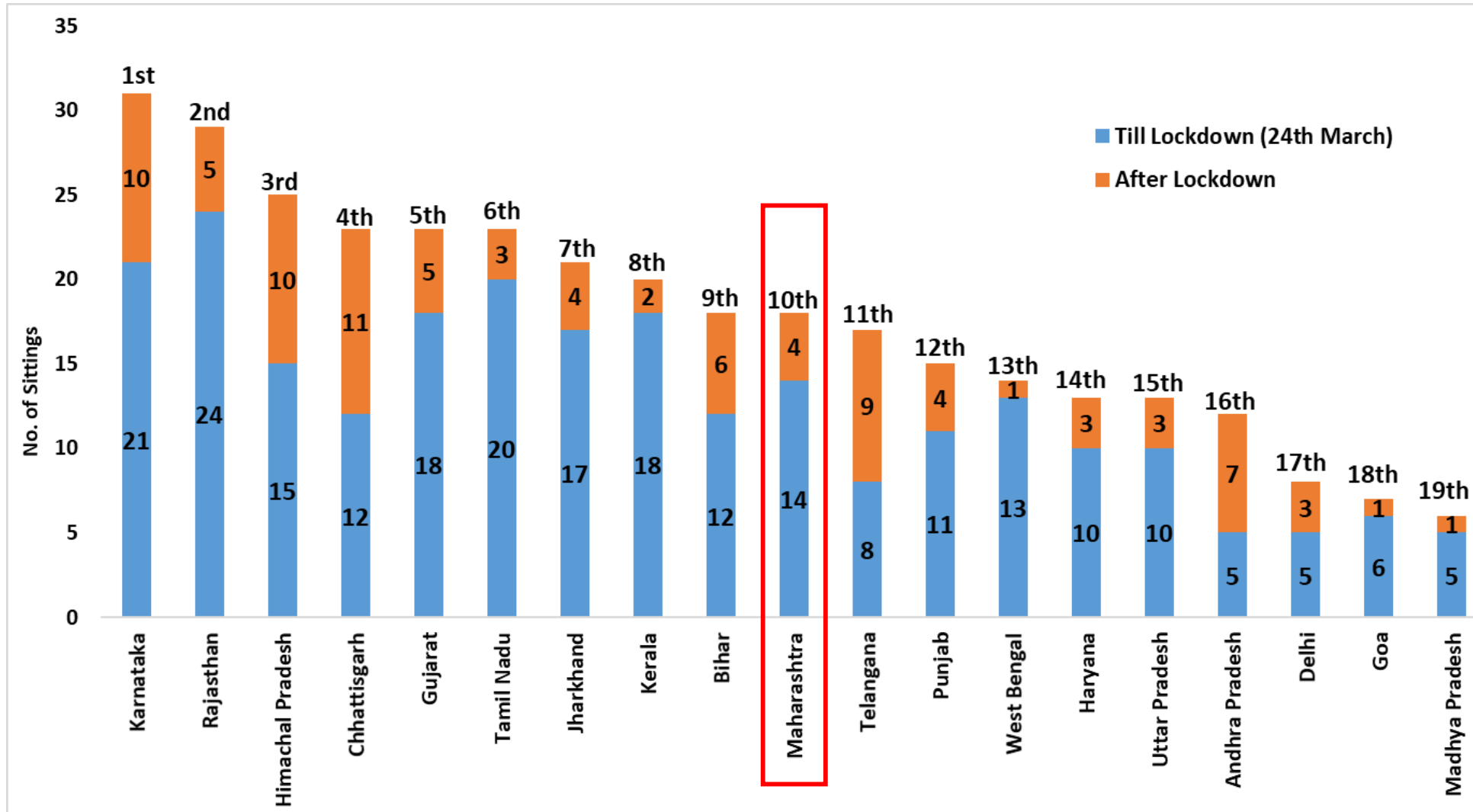
On Average, Duration of Sessions Decreased by 77% from 2nd Year of the 12th Assembly to 2nd Year of the 14th Assembly

Sessions conducted and MLA attendance from 12th, 13th & 14th Assembly



- The average duration per session in the 12th Assembly was 15, while the average per session in the 14th Assembly was only 6 days.
- Moreover, trend analysis shows, that the duration of sessions declines as the term progresses.
- For instance, in the 13th assembly – the duration declined by 52% from 50 days in the first year (winter 2014 to monsoon 2015) to 24 days in the last year (winter 2018 to monsoon 2019) of the term.

Out Of the 19 Assemblies*, Maharashtra State Assembly Stood at 10th Place in Terms of Duration of Assembly Sessions in 2020



Source: PRS Legislative Research Website

- While other states like Karnataka and Rajasthan were the highest with 31 and 29 sittings respectively in 2020.

95% Decrease in Deliberations from 11,049 in 2nd Year of 12th Assembly to 574 in 2nd Year of 14th Assembly

Number of Questions asked by MLAs from 12th, 13th & 14th Assembly



* Period Covered : Winter 2019 to Monsoon 2021 sessions

Note : Unstarred questions & Point of Propriety question have not been included

Each year is calculated from Winter session to Monsoon Session (For e.g.: 1st year of 12th Assembly includes Winter 2009, Budget 2010 & Monsoon 2010, 2nd year is Winter 2010, Budget 2011 & Monsoon 2011, etc.)

- The decline in duration of sessions in a term, further impacted **overall questions asked on citizens' issues.**
- For instance, in the 13th Assembly, overall questions asked declined by 23% from 4,402 in the first year to 3,373 in the last year of the term.

75% decline in Questions Asked from Winter 2014 – Monsoon 2016 to Winter 2019 - Monsoon 2021

Issues	Winter 2014 to Monsoon 2016	Winter 2019 to Monsoon 2021
Civic	918	148
Housing	1107	304
Environment (Pollution/Garden)	143	84
Roads	483	104
Disaster Management	50	15
Community Welfare	594	125
Crime	1,064	303
Education	1,297	238
Energy	201	66
Forest	114	19
Health	981	378
Industries	430	83
Revenue	142	20
Schemes Policies	402	66
Social Cultural Concerns	261	83
Transport	247	142
Other Issues	2,167	452
Total	10,601	2,630

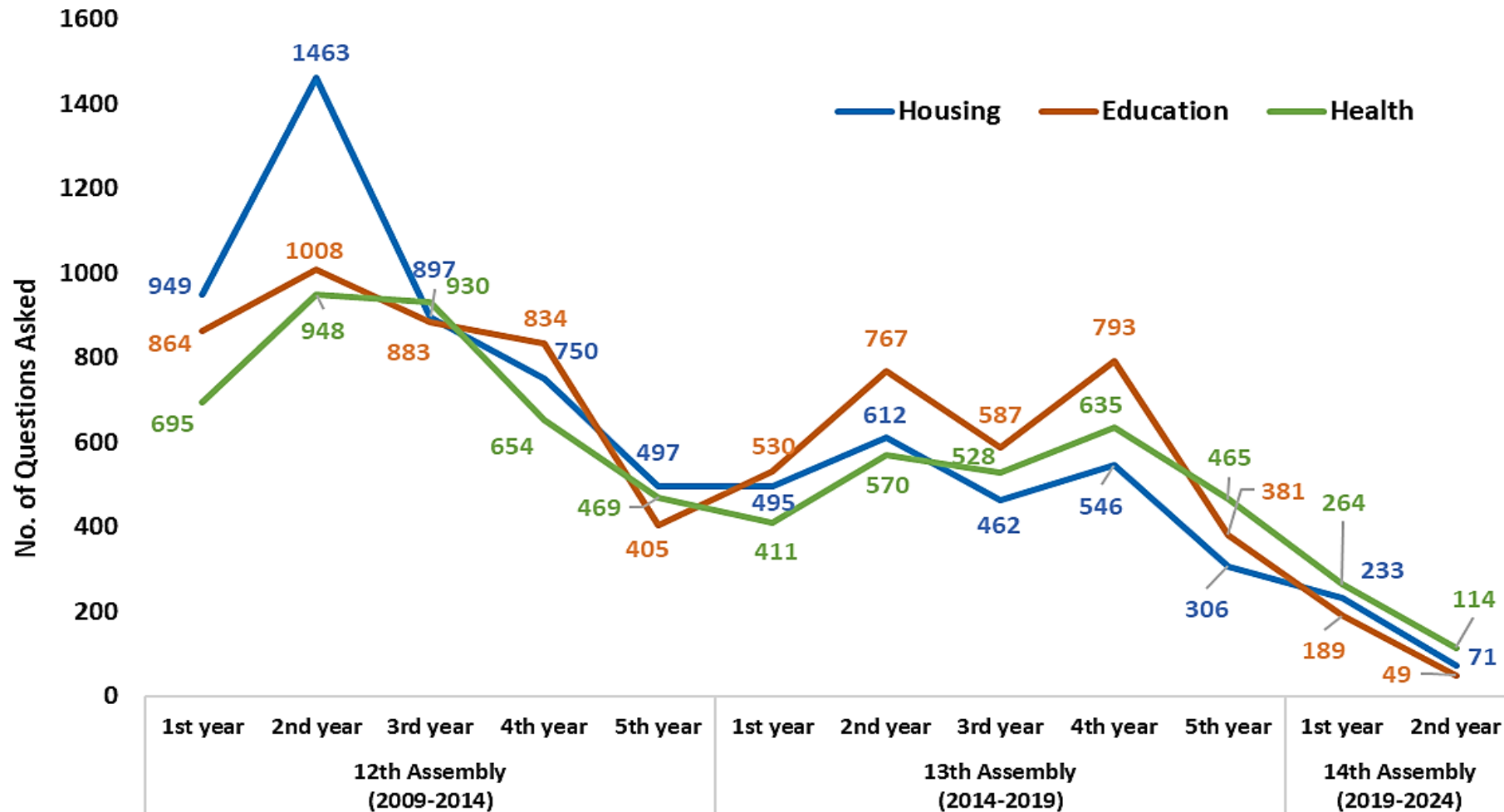
- **82% decline in questions asked on education** from Winter Session 2014 - Monsoon Session 2016 to Winter Session 2019 – Monsoon Session 2021.
- **Similarly, 61% decline in questions asked on health and a 73% decline in questions asked on housing.**

Note: Other issues include agriculture, animal husbandry, defense, foreign affairs, irrigation, scams, legal, salt pans, scooping and mining etc.

Winter 2014 to Monsoon 2016 includes sessions from Winter 2014, Budget 2015, Monsoon 2015, Winter 2015, Budget 2016, Monsoon 2016

Winter 2019 to Monsoon 2021 includes sessions from Winter 2019, Budget 2020, Monsoon 2020, Winter 2020, Budget 2021, Monsoon 2021

73% Decline in MLA Deliberations on Housing, Health & Education from First Year of 12th Assembly to First Year of 14th Assembly



As Mumbai recovers from the pandemic, it is time to increase the duration of sessions with the use of technology wherever possible.


This can bring an increase in the duration of sessions as well as in attendance and will thus improve deliberations on citizens' issues in a more efficient manner.

* Period Covered : Winter 2019 to Monsoon 2021 sessions

Each year is calculated from Winter session to Monsoon Session (For e.g.: 1st year of 12th Assembly includes Winter 2009, Budget 2010 & Monsoon 2010, 2nd year is Winter 2010, Budget 2011 & Monsoon 2011, etc.)

Congratulations Top 3 MLAs

RANK
#1



Birth Date: 13th January 1963
Birth Place: Mumbai
Language: Marathi, Hindi and English
Education: SSC
Profession: Business
Constituency: 186
(Area: Mumbadevi,
District - Mumbai City)



INC

Amin Amir Ali Patel

Score: 81.43%

RANK
#2



Birth Date: 11th February 1967
Birth Place: Vile Parle, Mumbai
Language: Marathi, Hindi, English,
Sanskrit and Gujarati
Education: L.L.B
Profession: Social Activist
Constituency: 167
(Area: Vile Parle,
District - Mumbai Suburbs)



BJP

Parag Madhusudan Alavani

Score: 79.96%

RANK
#3



Birth Date: 11th July 1969
Birth Place: Mumbai
Language: Marathi, Hindi and English
Education: Eleventh
Profession: Consultant & Farming
Constituency: 159
(Area: Dindoshi,
District - Mumbai Suburbs)



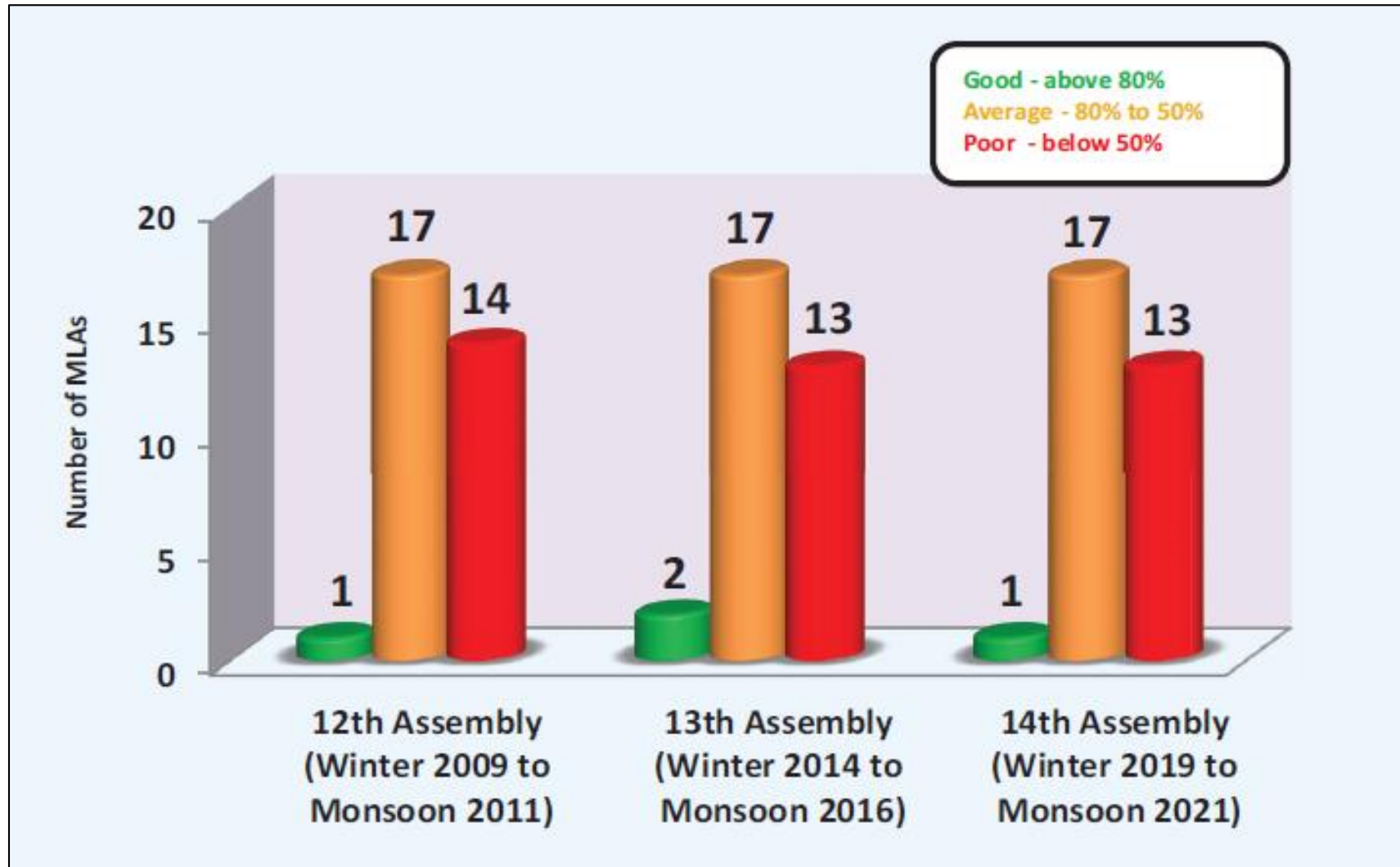
SS

Sunil Waman Prabhu

Score: 77.19%

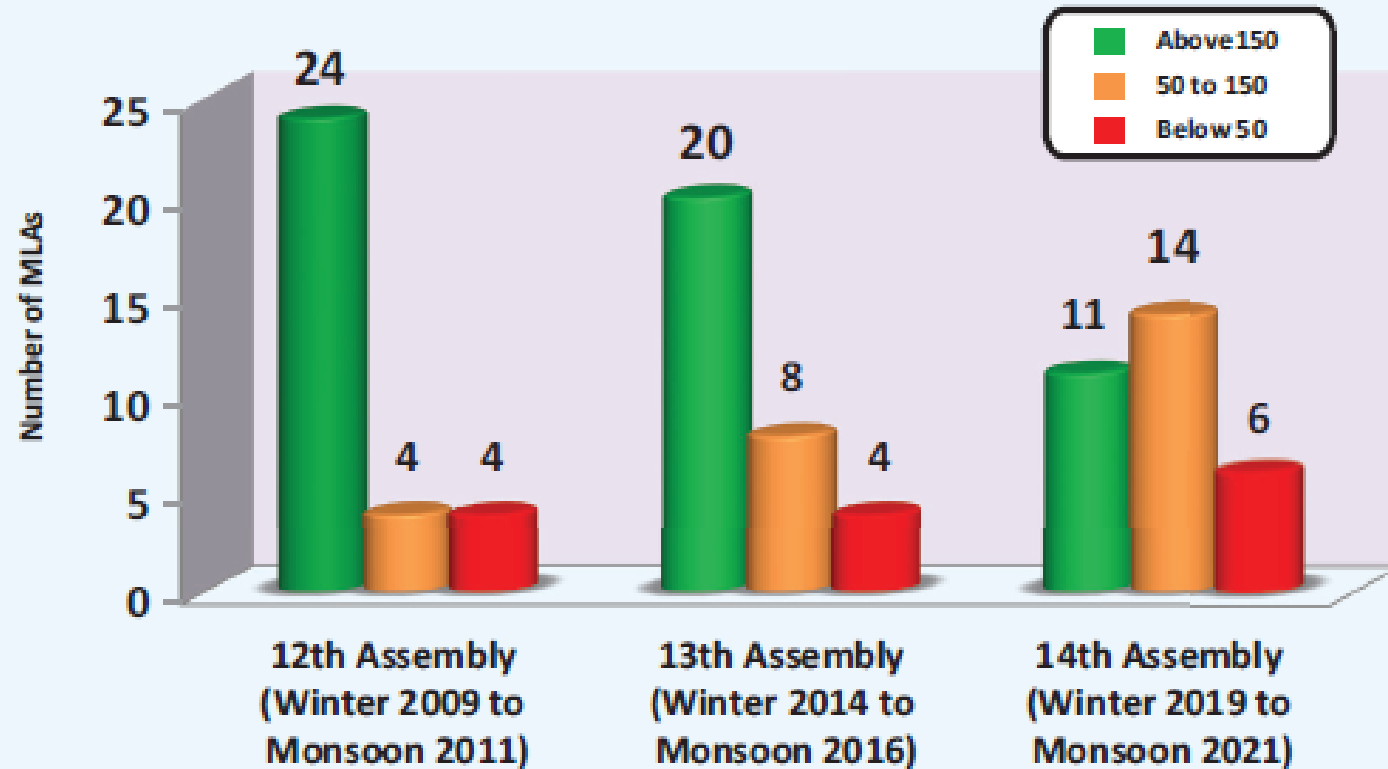
Note: In this report card, the MLAs have been ranked from the period of Winter Session 2019 to Monsoon Session 2021. Thus, the political parties of the respective MLAs correspond with this period. If any change in an MLA's party after this period is not reflected here.

Only 1 out 31 of MLAs Have Achieved an Overall Grade (Above 80%) in 14th Assembly



Number of MLAs who were ranked in 12th Assembly-32, 13th Assembly-32 and 14th Assembly-31 which are the first two years of respective assembly terms.

45% Decline From 20 MLAs in the 13th Assembly to 11 MLAs in the 14th Assembly Who Asked Above 150 Questions

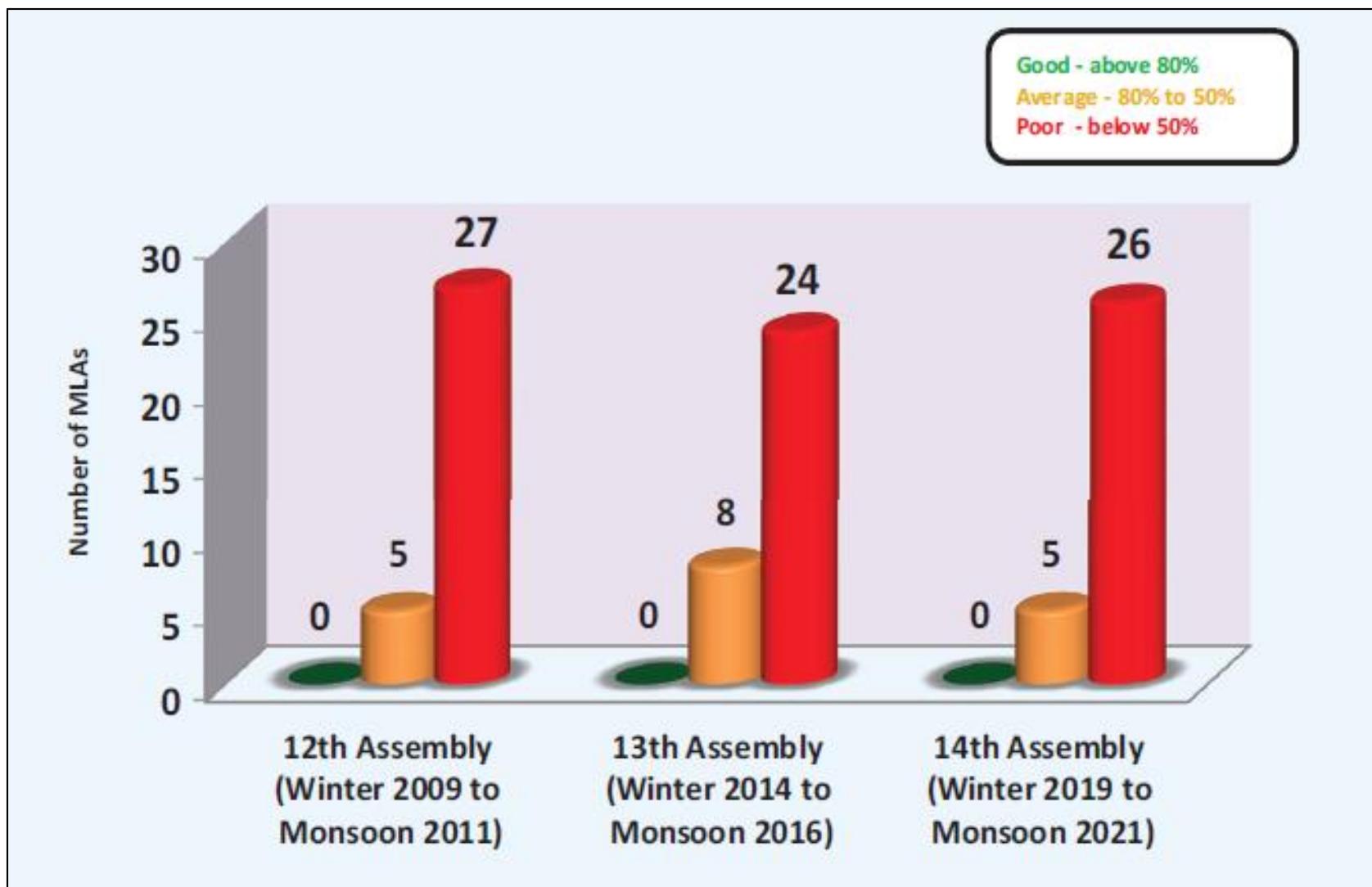


No. of questions asked	18,995	10,542	4,347*
------------------------	--------	--------	--------

(*) This includes unstarred and point of propriety questions.

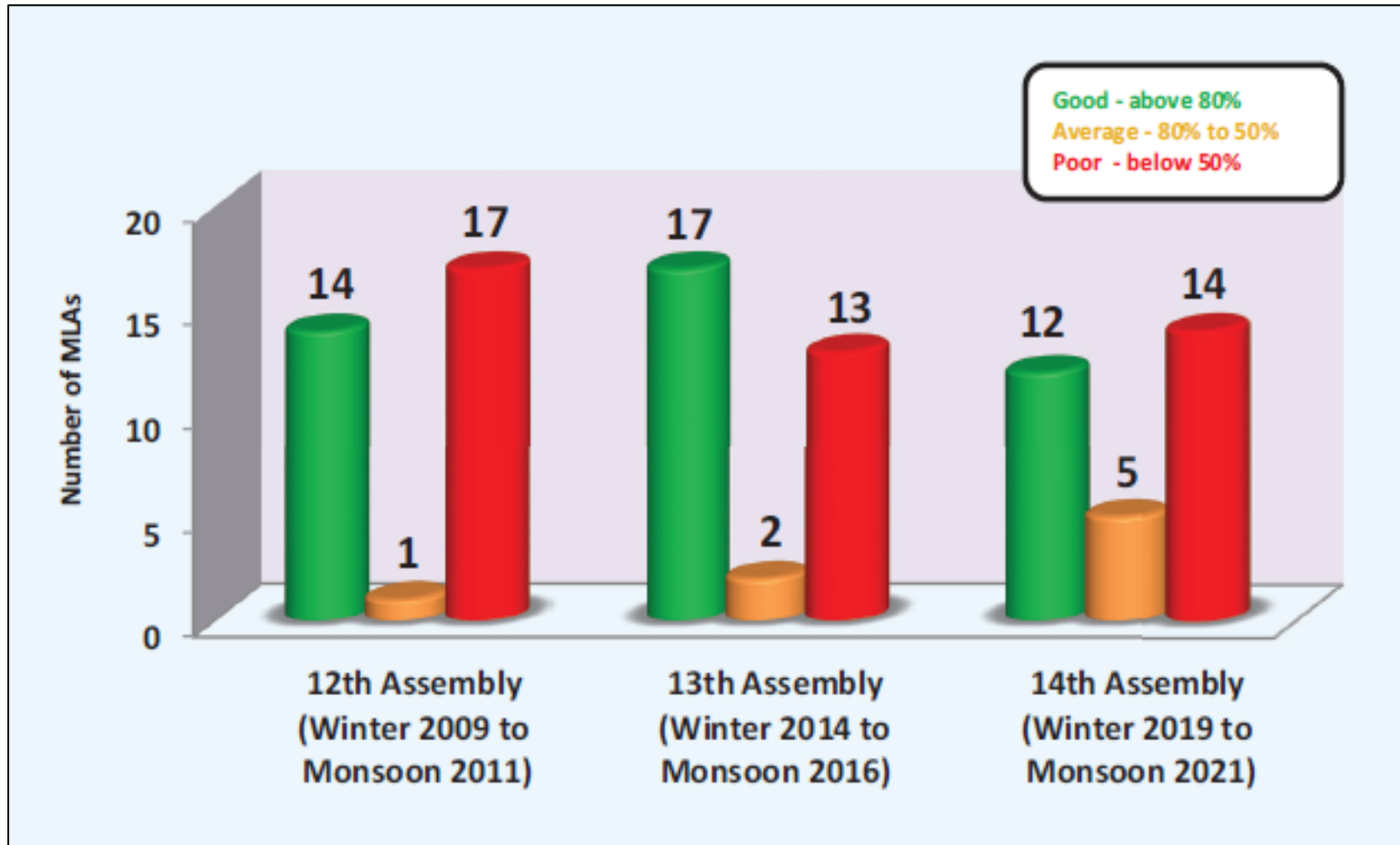
Number of MLAs who were ranked in 12th Assembly-32, 13th Assembly-32 and 14th Assembly-31 which are the first two years of respective assembly terms.

None of the 31 MLAs achieved a Good Score in Quality of Questions Asked



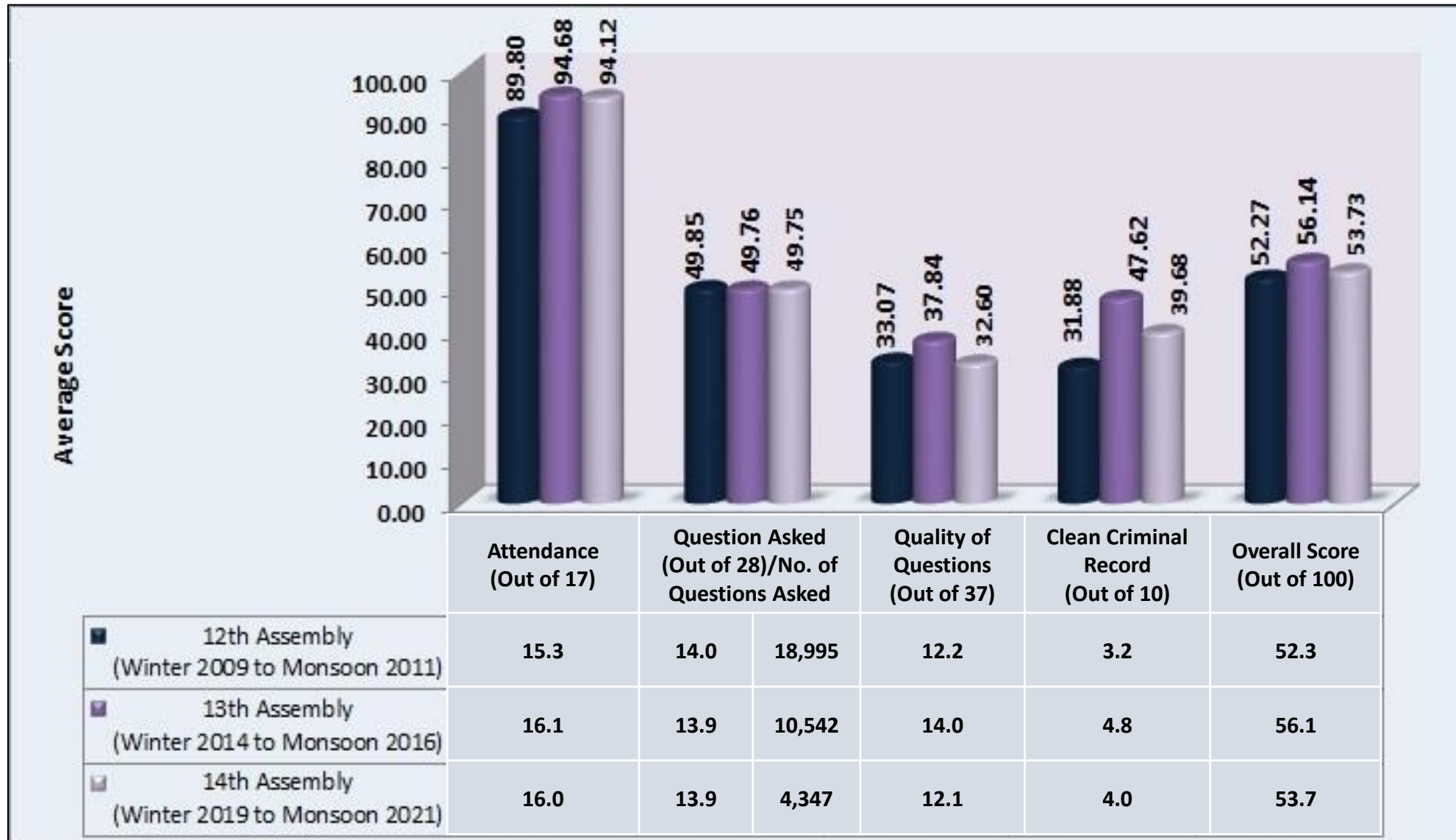
Number of MLAs who were ranked in 12th Assembly-32, 13th Assembly-32 and 14th Assembly-31 which are the first two years of respective assembly terms.

27% Increase From 15 MLAs in the 13th Assembly to 19 MLAs in the 14th Assembly Who Have a Criminal Record

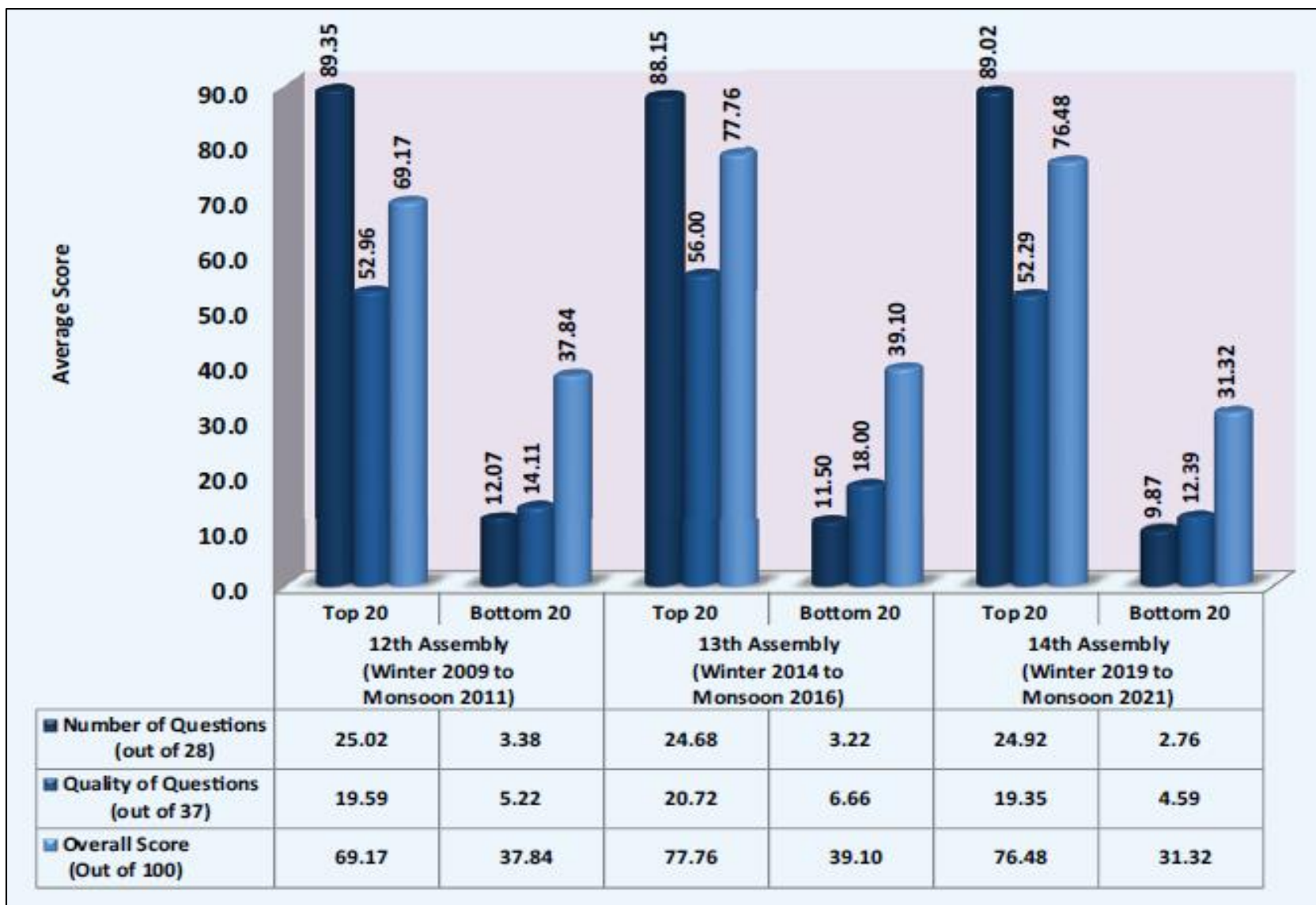


Number of MLAs who were ranked in 12th Assembly-32, 13th Assembly-32 and 14th Assembly-31 which are the first two years of respective assembly terms.

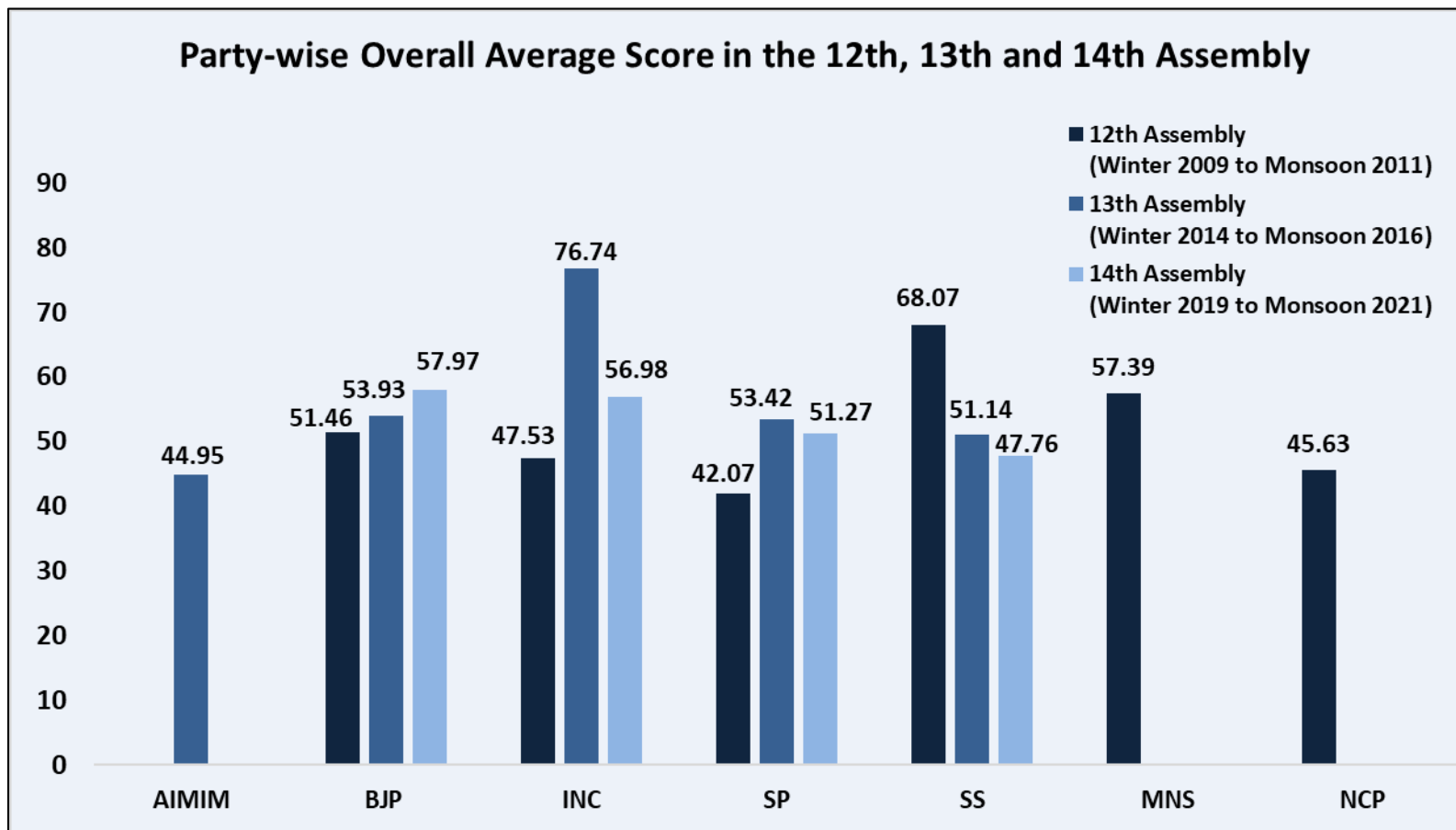
Overall Average Score Of MLAs Remains Almost Constant From 56 in 13th Assembly to 54 in 14th Assembly



Top and Bottom 20 Percentile Average Scores



Party-wise Average Score



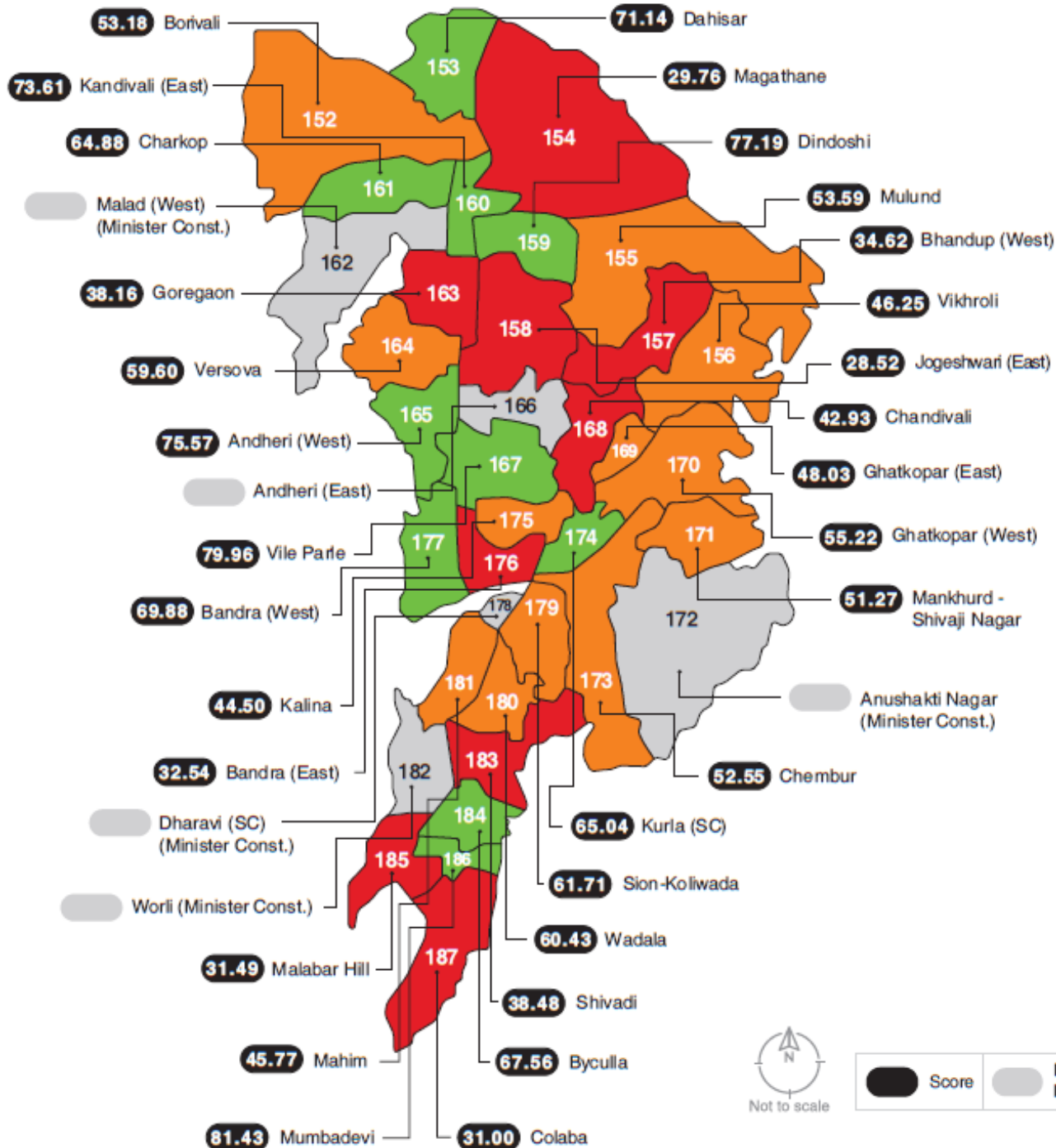
No. of MLAs	12th Assembly	-	5	14	1	4	6	2
	13th Assembly	1	12	5	1	13	-	-
	14th Assembly	-	16	2	1	12	-	-

Top 5 & Bottom 5 MLAs

Political Party	Constituency No.	Top 5 MLA name	Score (out of 100)	Overall Rank	Parameter Score/Rank							
					Attendance (Out of 17)		No. of Questions (Out of 28)		Quality of Questions (Out of 37)		Clean Criminal Record (Out of 10)	
					Score	Rank	Score	Rank	Score	Rank	Score	Rank
INC	186	Amin Amir Ali Patel	81.43	1	17	1	26.24	2	20.19	2	10	1
BJP	167	Parag Madhusudan Alavani	79.96	2	17	1	25.37	3	19.59	3	10	1
SS	159	Sunil Waman Prabhu	77.19	3	17	1	23.60	5	18.59	5	10	1
BJP	165	Ameet Bhaskar Satam	75.57	4	17	1	22.74	6	17.84	6	10	1
BJP	160	Atul Dattatray Bhatkhalkar	73.61	5	17	1	24.50	4	19.11	4	5	13

Political Party	Constituency No.	Bottom 5 MLA name	Score (out of 100)	Overall Rank	Parameter Score/Rank							
					Attendance (Out of 17)		No. of Questions (Out of 28)		Quality of Questions (Out of 37)		Clean Criminal Record (Out of 10)	
					Score	Rank	Score	Rank	Score	Rank	Score	Rank
SS	158	Ravindra Dattaram Waikar	28.52	31	17	1	3.50	27	5.02	28	-5	28
SS	154	Prakash Rajaram Surve	29.76	30	14	23	1.74	29	4.02	29	2	18
BJP	187	Rahul Suresh Narwekar	31.00	29	10	31	6.10	25	6.89	25	0	24
BJP	185	Mangal Prabhat Lodha	31.49	28	17	1	5.24	26	6.26	26	-3	25
INC	176	Zeeshan Ziauddin Siddique	32.54	27	14	23	1.74	29	3.80	30	5	13

MAP GRADING: ASSEMBLY CONSTITUENCY



Thank You!

To know more:



www.praja.org

Mumbai: B18, 2nd Floor, Shri Ram Industrial Estate, 13, G.D Ambekar Marg, Next to Wadala Udyog Bhawan, Wadala, Mumbai-400031 Office phone no. : 022-66661442.

Delhi: Room No. 404, 4th Floor, Pratap Bhawan, 5, Bahadur Shah Zafar Marg, New Delhi-110002

Presented By



Supported By



**FRIEDRICH NAUMANN
FOUNDATION** For Freedom.
South Asia

**Madhu Mehta
Foundation**

and various other individual donors and organisations.



praja.org



[Prajafoundation](https://twitter.com/Prajafoundation)



[PrajaFoundation](https://www.youtube.com/PrajaFoundation)